

The Manager,
UNICENT SCHOOL HAYATHNAGAR(M) HYDERABAD TL
UNICENT SCHOOL, 25P VANASTHALI HILLS, THATTIKHANA THATTIANNARAM VILLAGE
TELANGANA, RANGA REDDY, 501505
(M: 040-30261818)

SUBJECT: -Extension of General Affiliation up to Secondary/Senior Secondary Level.

This is with reference to school application on the subject cited above. In this connection, it is to intimate that in view of current COVID-19 pandemic which has severely affected the normal functioning of schools in the country, however, the school is pursuing to provide extension of affiliation so as to avoid any difficulty for the purpose of admission/ registration/ obtaining loan/ renewal of various safety certificates from appropriate state authorities.

Therefore, the Board after due consideration has accorded one time relaxation for extension of affiliation based on details/ data submitted by school in online application for further period of 05 years as per details given below:-


Affiliation No used as User ID for both OASIS and LOC/Registration System	3630132
School No	57644
Affiliated for	Extension of General Affiliation
Category	Extension of Affiliation
Period of affiliation	01.04.2022 to 31.03.2027

The above sanction is subject to fulfillment of following conditions:-

1. The approval is based upon the documents /data/information uploaded by the school online. The school will be responsible for its genuineness. In case of any discrepancies, necessary action will be initiated against the school as per Affiliation Bye -Laws-2018.
2. The school will follow the RTE Act, 2009 and instructions issued thereon by the CBSE/Respective State /UT Govt. from time to time. The school will also abide by the conditions prescribed, if any, by the State Government concerned.
3. The School is required to apply on online for extension of affiliation along with the requisite fee and other documents as per Rule 10.3 of Affiliation Bye Laws.
4. The school should go through the provision of Affiliation and Examination Bye Laws and subsequent amendment therein as well as circulars and guidelines /instructions issued by the Board time to time and keep a copy there of for reference purpose and is also advised to regularly visit CBSE websites i.e., <http://cbseacademic.nic.in/> & <http://cbse.nic.in/> for updates.
5. The school to renew mandatory certificates from time to time.
6. The school shall be solely responsible for any legal consequences arising out of the use of school name/logo/society/trust or any other identity /activity related to running of school affiliated to CBSE. All legal expenses incurred by the Board, if any, arising out of these circumstances, shall be borne by the school.
7. The school should go through the Circular No. 13/2021 dated 27.07.2021 for strict compliance.

"The school shall possess valid fire safety certificate and Building safety certificate during functioning of the school which shall be renewed from time to time as per norms".

PRINCIPAL
UNICENT SCHOOL
 Sy.No.25P, Vanasthali Hills,
 Thattikhana, Thattiannaram Village,
 Abdullapurmet Mandal, R.R. Dist-501 505
 Ph: 8500800404, 8500900404



DEPUTY SECRETARY/JOINT SECRETARY (AFF.)



సంఘముల రిజిస్ట్రార్ వారి కార్యాలయము

రంగారెడ్డి జిల్లా

OFFICE OF THE REGISTRAR OF SOCIETIES
RANGA REDDY DISTRICT

Certificate of Registration

రిజిస్ట్రేషన్ ధృవ పత్రము

(200 ____ లో _____ వ సంవత్సరం)

[No. 329 of 2009.....]

అంధ్రప్రదేశ్ సంఘముల రిజిస్ట్రేషన్ చట్టము 2001, (35 చట్టము) క్రింద _____

నడు

రిజిస్ట్రార్ అయినదిని యిందు మూలముగా ధృవపరచడమైనది.

I hereby certify that KANTHETI RAVINDRA BABU EDUCATIONAL SOCIETY,

Flat No. 405, Gevtulasi, Plot Nos. 151, 152 & 153, Pragathinagar,
Guthbullapur(M), Opp: JNTU, 500 090,

is this day registered under the Andhra Pradesh Societies Registration Act., 2001 (Act)

No. 35 of 2001).

రంగారెడ్డి జిల్లా, మూసాపేట నందు నా సంతకము, మోహరుతో _____ వ సంవత్సరం

_____ మానము _____ తేదీన మంజూరు చేయడమైనది.

Given under my hand and seal at Moosapel, Ranga Reddy Dist. this the

.....27th..... day of February,..... Two thousand and Nine.....



కార్యాలయపు మోహరు
Officer Seal

సంఘముల రిజిస్ట్రార్
Registrar of Societies
RANGA REDDY DISTRICT

27-2-09. రంగారెడ్డి జిల్లా
Ranga Reddy Dist.

Principal
UNICENT SCHOOL
Sy.No. 25P, Vanasthali Hills
Tattannaram Village,
Hayathnagar Mandal, R.R.Dist-501 505
Ph: 040-30261815/16

GOVERNMENT OF ANDHRA PRADESH
EDUCATION (SE-PS.I) DEPARTMENT

Letter.No.15820/SE.PS. I/A1/2013-1, Dated: 18.06.2013.

From
The Principal Secretary to Government (SE),
Education (SE) Department,
Andhra Pradesh Secretariat,
Hyderabad.

To
The Secretary,
Central Board of Secondary Education,
Shiksh Kendra, 2, Community Centre,
Preetee Vihar, Vikas Marg
New Delhi - 110 092 (we).

Sir,

Sub:- School Education - Affiliation to C.B.S.E. New Delhi - Issue of
No Objection Certificate to "Unicent School, Tatiannaram,
Hayathnagar Mandal, Ranga Reddy District" - Regarding

Ref:- From C & DSE, AP., Hyd., Lr.Rc.No.220/E1-2/2012, Dated:
10.06.2013.

1111

I am directed to forward herewith the proposals, in original, received in the reference cited, along with its enclosures, and to inform you that Government have "**No Objection**", for affiliation to C.B.S.E., New Delhi in respect of "Unicent School, Tatiannaram, Hayathnagar Mandal, Ranga Reddy District", subject to conditions that the management have to follow the provisions of A.P. Education Act 1982 / G.O.Ms.No.1 Edn., dt.01.01.1994 as amended from time to time and Telugu Language will be imparted as I or II Language compulsorily, with the following conditions :-

1. The State Government reserves the right to withdraw the above certificate at any time without giving prior notice and without assigning any reasons if the management fails to comply with the instructions of the State Government.
2. Admission should be made with the bonafide date of birth certificate.
3. The trained teachers should replace all un-trained teachers.
4. The management should collect the fee and special fee etc. as prescribed by Government from time to time.
5. The strength in classes should be as per rules in force.
6. The management should follow the State Syllabus for Classes from I to V.
7. The school should follow the three-language formula.
8. The District Educational Officer or his nominee should be invited when the management makes recruitment of candidates for various categories of posts.

R. Shattarajee PRINCIPAL
UNICENT SCHOOL
Sy.No. 25P, Vanasthali Hills
Tatiannaram Village,
Hayathnagar Mandal, R.R.Dist-501 505
Ph: 040-30261815/16

Contd....2

PROCEEDINGS OF THE DIST. EDUCATIONAL OFFICER: R.R.DT. HYD'ABAD.
Present: Sri. G. Ramesh, M.Sc., B.Ed.,

Procs.L.Dis.No. 5387/B3/2016

Dated: 14.06.2016.

Sub: Ele. Edn - Pvt. Schools - Ranga Reddy District - Unicent School, Vanasthali Hills, Thattikhana, Thattiannaram, Hayathnagar(M) R.R.Dt. - Permission to open classes Pre Primary (EM) during the year 2016-2017 - Orders - Issued.

- Ref: 1. GO Ms.No.1/Edn., dt.1.1.1994 and amendments thereon.
2. GO Ms.No.74/Edn., dt.11.09.2006
3. DSE, TS, Hyd, Pr.Rc.No.Spl/PS/ADEE/2015, dt: 08.02.2015
4. DSE, TS, Hyd, Pr.Rc.No.Spl/PS/ADEE/2015, dt: 10.03.2016
5. DEO, R.R.District Rc.No.2517/DEO/16, dt: 16.03.2016
6. DSE, TS, Hyd, Pr.Rc.No.Spl/PS/ADEE/2015, dt: 12.04.2016
7. Online Application of the Correspondent of school concerned, Ref.No.201615670
8. MEO Hayathnagar, R.R.Dist., Lr.No.H3/58/2016, dt: 10.06.2016.

The Kantheti Ravindra Babu Educational Society has applied for according permission to open Pre Primary (EM) during the year 2016-2017 in respect of Unicent School, Vanasthali Hills, Thattikhana, Thattiannaram, Hayathnagar(M), R.R.Dist.

The Mandal Educational Officer, Hayathnagar, R.R.Dist. has caused inspection in this regard and submitted his report in the reference 8th cited.

After careful examination of the proposals from the society and also as per the Inspecting Officer recommendation under reference 8th cited and in terms of the orders issued in the references 1st & 2nd cited, the District Educational Officer, Ranga Reddy District is hereby accord opening permission to classes Pre Primary (EM) during the year 2016-2017 in respect of Unicent School, Vanasthali Hills, Thattikhana, Thattiannaram, Hayathnagar(M) R.R.Dist. and instructed to follow the below instructions.

1. That the society shall abide to the rules and regulations made in the Govt. Order 1st and 2nd cited above.
2. That the society shall provide the necessary amenities like accommodation, sanitary facilities, drinking water facilities, furniture, library, laboratory equipments, play field, required staff as per the pattern and other facilities are necessary before approaching the competent authority.
3. That the society shall apply for recognition by within (60) days at the latest duly fulfilling the conditions.
4. That the permission accorded is restricted to the same year only.
5. That this permission does not confer any right on the society for claiming reorganization.
6. That the permission to accorded to Kantheti Ravindra Babu Educational Society and no other society or body can open a school their behalf.
7. The permission is accorded to open the school premises in the locality and there shall not be any change in the premises or locality.
8. The society shall provide the necessary material even it is cost more than the deposit amount.
9. Proper and adequate parking area for vehicles shall be provided transporting the children to and fro the school.
10. Proper sanitation facility shall be provided for students especially for girl students.
11. Proper and adequate safety measures shall be taken for children within the school campus and also near the school premises.
12. The school follow the traffic and safety guidelines indicated by the police and fire services department.
13. The parent teachers associations meeting shall be conducted to sensitize the parents on the safety of the children.
14. The school shall have first aid kit and the teachers shall be treated in first aid.
15. The above permission is accorded purely on a temporary basis and is subjected to the reports of the State Level Inspection and Vigilance Committee fulfilling of all the perquisite condition under the A. P. Education Act 1982 and if later found that the school has not fulfilled any perquisites as stipulated, the permission now being given is liable to be withdrawn at once.
16. That the Educational Society shall follow the Examination schedule as per the time table issued by the DCEB and should conduct DCEB Question papers for Quarterly, Half-yearly, Annual and Pre-final examinations.
17. The society shall provide, the necessary material even if it costs more than the deposit.
18. That the Educational Society shall not conduct any events for children which will harm to lives.
19. That the Educational Society shall not conduct classes on public holidays/summer holidays/short term holidays without permission from the undersigned.
20. That the Educational Society should constitute parents teachers committee and should conduct meetings with a committee once in a month.
21. That the Educational Society should not open counters for selling books/badges/stationery etc.
22. That the Educational Society should follow school timings as prescribed by Government in school academic calendar.

PRINCIPAL
UNICENT SCHOOL

Sy.No. 25P, Vanasthali Hills
Tattiannaram Village,
Hayathnagar Mandal, R.R.Dist-501 505

R. Shattaraj

PROCEEDINGS OF THE DISTRICT EDUCATIONAL OFFICER, R.R.DISTRICT:
Present :: Sri. K Satyanarayana Reddy., M.Sc., B.Ed.

Procs.L.Dis.No.395/S2/2019

Dated: 25.07.2019

Sub:- Sch. Edn. - Private Schools - Ranga Reddy District -Provisional Recognition/ETR in respect of Unicent School, Tattiannaram, Abdullapurmet(M), R.R. Dt. to classes I to VII (EM) during the years 2019-2020 to 2028-2029- Orders - Issued.

- Ref: 1. GO Ms.No.1/Edn.,(Rules), dt.1.1.1994 and amendments thereon.
2. GO Ms.No.74/Edn., dt.11.09.2006
3. GO Rt.No.730/Edn(Se-Ps)Dept, dt:29.9.2008.
4. DEO R.R.Dt. Procs.Re.No.9872/B3/2010, dt: 26.03.2011.
5. MEO Abdullapurmet, R.R.Dist, Lr.No.H3/424/2019, dt: 09.01.2019.

Provisional Recognition to classes I to VII (EM) was accorded during the years 2009-2010 to 2018-2019 in the orders 4th cited to **Unicent School, Tattiannaram, Abdullapurmet(M)**, R.R.Dt.

The Mandal Educational Officer **Abdullapurmet**, R.R.District has recommended to accord Provisional Recognition/ETR for the classes I to VII (EM) for the academic years 2019-2020 to 2028-2029 through his letter under reference 5th cited.

After careful examination of the proposals and as per the recommendation of the, Mandal Educational Officer **Abdullapurmet** (M), R.R.District and in terms of the orders issued in the references 1st to 3rd cited, the District Educational Officer, Ranga Reddy District is hereby accorded Provisional Recognition for classes I to VII (EM) to **Unicent School, Tattiannaram, Abdullapurmet(M)**, R.R.District for a period of (10) years commencing from the academic years 2019-2020 to 2028-2029 with instructed to follow the under mentioned instructions scrupulously.

1. That the society shall abide by the instructions/rules and regulations made by the Government or authorized officer time to time.
2. That the Educational Institution shall serve the needs of the locality more particularly.
3. That the institution shall adopt the curriculum and syllabus prescribed by Government from time to time.
4. The school timings, vacations and mid-term holidays shall be prescribed by Government from time to time.
5. That the qualified staff within the age limits prescribed by Government for Government employees shall appointed as per the staff pattern.
6. That the results of the institution shall be satisfactory every year.
7. That the records/accounts shall be furnished to the DEO, every year by the end of academic year at the latest. structure/fee structure fixed by the Governing Body shall be got approved in the order shall be complied with.
8. That all the conditions prescribed in the GO's and other orders which are not specified in the order shall be complied with.
9. That the school shall not be closed without giving notice both to the parents/ DEO and competent authority.
10. That the list of Governing Body shall be furnished to the DEO every year.
11. That the pay authority at-least six months before.
12. That the school shall not be closed or permitted to be closed only from the date on which summer vacation is declared.
13. That the society shall submit proposal for renewal of provisional recognition immediately in advance i.e., at-least six months prior to the date of expiry of the renewal.
14. That additional sections/higher classes should not be opened without prior renewal.
15. That the recognition is accorded to society and no other society or body can open a school on their behalf.
16. That recognition is accorded to open the school premises in the locality and there shall not be any change to the premises or locality.
17. The society shall provide, the necessary material even if it is costs more than the deposit.
18. Admissions should be made on the basis Record Sheet issued by the Private recognized/ZP/Govt./Aided schools only. TCs/Certificates issued by the Secretary, DCEB as Bonafied candidate.
19. The Educational Society shall file an affidavit to the effect that there is no deviation or violation of norms/rules prescribed by Government from time to time by the end of April every year as per GO 3rd cited.
20. The above ETR is granted subject to conditions that, if it is found later that the school has Onot fulfilled the pre-requisite conditions under AP Education Act 1982 reported by State Level Inspection Teams and Vigilance Committee, the ETR now being granted is liable to be withdrawn at-once.
21. That the Educational Society shall follow the Examination schedule as per the time table issued by the DCEB and should conduct DCEB Question papers for Quarterly, Half-yearly, Annual and Pre-final examinations.
22. That the Educational Society should follow school timings as prescribed by Government in school academic calendar.
23. That the Educational Society shall not conduct any events for children which will harm to lives.

[Signature]
PRINCIPAL
UNICENT SCHOOL
Village: 75P Venasthali Hills

Phone: 040-30281452
Fax: 040-30281452
Email: unicent@rediffmail.com

PROCEEDINGS OF THE REGIONAL JOINT DIRECTOR OF SCHOOL EDUCATION-HYD.
Present V.N.MASTHANAIAH, M.Sc., M.Ed., LL.M., PGDHE

L.Ds No 5578/B1/2013

Date: 21.12.2013

Subj: Secondary Education - E.M - Private Un Aided - Granting of Provisional Recognition to Class (es) VIII to X (E.M) for the period from 2013-2014 to 2022-2023 in respect of Unicent School, Thattannaram, Hayathnagar(M), Ranga Reddy Dist. - Orders - Issued.

- Ref: 1. G.O Ms.No.1Edn,(PS.2)Dept,dt.01.01.1994.
2. G.O Rt.No.739/Edn,(S.E.P.S-1)Dept, dt.29.09.08.
3. G.O Ms.No.74/Edn, dt.11.09.06.
4. Application of Correspondent concerned.
5. Orders of the ETR/Provisional Recognition of the competent authority in Procs R.No.2552/B1/2013, Dt.27.08.2013 of the RJDS, Hyd.
6. Report of the Dy.E.O., Sarcoornagar, Ranga Reddy Dist. Lr.No.203/Dy.EO(S)/2013, Dt. 09.12.2013.
7. DEO, Ranga Reddy Dist., Lr.Rc.No.13208/B3/2013, Dt.13.12.2013.

-\$-\$-\$-

Permission/Extn. of Temporary Recognition has been accorded to the Class (s) VIII to X (E.M) for the years 2013-2014 in respect of Unicent School, Thattannaram, Hayathnagar(M), Ranga Reddy District in the orders 5th cited. The inspecting authority i.e., Dy.E.O., Sarcoornagar, Ranga Reddy District has submitted the report for provisional recognition to the school for the years 2013-2014 to 2022-2023 vide letter 6th cited. The Dist Ednl Officer, Ranga Reddy Dist. has verified the application for provisional recognition with reference to the inspection report of the Inspecting officer and also with reference to the conditions laid down in the permission order/previous recognition orders and G.O Ms.No.1Edn, (PS.2) Dept, dt.01.01.1994 and submitted a report in his letter 7th cited.

After careful examination of the references cited and the conditions prescribed in G.O. Ms. No.1/Edn, (PS.2) Dept, dt.01.01.1994 the Regional Joint Director of School Education, Hyderabad hereby accorded Provisional Recognition to Class(s) VIII to X (E.M) for the years 2013-2014 to 2022-2023 in respect of Unicent School, Thattannaram, Hayathnagar(M), Ranga Reddy Dist. subject to fulfillment of conditions as detailed below:

1. That the Educational Society shall abide by the instructions/rules issued by the Govt. from time to time.
2. That the educational Society shall serve the needs of locality more particularly.
3. That the institution shall adopt the curriculum and syllabus prescribed from time to time by the State Government.
4. That the school timings, vacations and mid-term holidays shall be as prescribed by Govt. from time to time.
5. That the qualified staff within age limits prescribed by the Govt. for Government employees shall be appointed as per the staff pattern as per G.O Ms.No.103 Edn (PS), dt.05-08-2005.
6. That the results shall be satisfactory every year and not to be announce the ranks in SSC Public Examinations as per the G.O Ms.No.49 Edn. (PS), dt.26.02.98.
7. That the records/accounts shall be furnished to the D.E.O every year by 31st March, at the latest.
8. That the list of governing body shall be furnished to the DEO every year.
9. That the pay structure / fee structure fixed by the governing body shall be got approved by the DEO every year.
10. That all the conditions prescribed in G.Os and other orders which are not specified in this order shall complied with.
11. That the school shall not be closed without giving notice both the Parents/DEO and competent authority at least (6) months before.

P.T.O


PRINCIPAL
UNICENT SCHOOL
Sy.No. 25P, Vanasthali Hills
Thattannaram Village,
Ranga Reddy Dist-501 505



No: 237/2021

Date: 23-07-2021

TO WHOM SO EVER IT MAY CONCERN

BUILDING SAFETY CERTIFICATE

STRUCTURE STABILITY & SOUNDNESS CERTIFICATE

This is to certify that the existing Building of UNICENT SCHOOL in premises of Sy.No.25p, Vanasthali Hills, Thattikhana, Thattannaram, Abdullapurmet Mandal, Ranga Reddy District, Telangana consists of Ground +4 floor with an extent of 86956 Sft area. The structure is RCC framed structure with 9" thick Brick wall with doors, windows and having good Ventilation and well-designed flooring. Toilets are provided with good sanitary and water supply fixtures.

The quality of constructions is good and the structure is structurally sound and stable. The structure is in good maintenance condition.

I inspected the structure personally and I certify that the structure is stable and structurally sound. The structure is fit for running the School.

R. Shattarajee



C. V. Ram Reddy
Dy. Executive Engineer (Hg.)
Maintenance Sub - Division
Central Division
T.S. Housing Board, Hvd

M. A. Hussain
23/07/2021
M. A. Hussain
Structural Engineer
B.Tech (Civil), M.Tech (JNTU)
GHMC Licence No 574
MUZAFFER ASSOCIATES
Architects, Engineers & Designers
10-2-11/25, Misri Guaj, Hvd & P

PRINCIPAL
UNICENT SCHOOL
Sy.No.25P, Vanasthali Hills





**GOVERNMENT OF TELANGANA
STATE DISASTER RESPONSE & FIRE SERVICES DEPARTMENT
NO OBJECTION CERTIFICATE FOR OCCUPANCY**



From
The Director General
State Disaster Response and Fire Services,
Telangana, Hyderabad.

To,
PRATAP KANTHETI,
UNICENT SCHOOL Sy.No: 25(P),
VANASTHALIHILLS THATTIKHANA,
THATTIANNARAM VILLAGE HAYATHNAGAR
MANDAL RANGAREDDY DISTRICT TELANGANA
STATE,

Ack. No.394410002021Dated:28/06/2021

Sir,
Sub: TELANGANA STATE DISASTER RESPONSE & FIRE SERVICE
DEPARTMENT –
Issue of No Objection Certificate for Part Occupancy to the Multi
storeyed Building of UNICENT SCHOOL, UNICENT SCHOOL
Sy.No: 25(P), VANASTHALI HILLS
THATTIKHANA, THATTIANNARAM VILLAGE
HAYATHNAGAR MANDAL RANGAREDDY DISTRICT
TELANGANA STATE -501505/-Tatti
Annaram/Hayathnagar/Rangareddy, Hyderabad – Regarding.



Ref: 1. Acknowledgement No394410002021
2. This Office Provisional NOC Ack/RC No.8502/E4/2010 dt.02/11/2010
3. Multi-Storeyed Building Inspection Committee Report.,
Hyderabad Ack. No. 394410002021, dt. 28/06/2021

The Multi Storeyed Building Inspection committee, vide reference cited (3) has inspected the Multi Storeyed Building of UNICENT SCHOOL, UNICENT SCHOOL Sy.No: 25(P), VANASTHALI HILLS THATTIKHANA, THATTIANNARAM VILLAGE HAYATHNAGAR MANDAL RANGAREDDY DISTRICT TELANGANA STATE -501505/-Tatti Annaram/Hayathnagar/Rangareddy on 28/06/2021 and submitted the following report.

2) The builder was issued Provisional No Objection certificate vide reference cited (2) for construction of Multi Storeyed Building 2 Ground, 3 Floors, with for EDUCATIONAL B-1 Schools up to senior secondary level. Now the builder has constructed the Multi Storeyed Building with 2 Ground, 3 Floors, with a height of 15.80 Meters for EDUCATIONAL B-1 Schools up to senior secondary level Occupancy and requested for No Objection Certificate for Part Occupancy.

Part Occupancy Remarks: The applicant has obtained provisional NOC vide Rc No: 8502/E4/2010 Dated: 02/11/2010 for Basement + ground + 4 Upper floors with a height of 18.45 meters. Later on applicant has obtained part occupancy for Lower Ground + Ground + 1st Floor from Fire Dept. The applicant has not constructed 4th floor due to Covid pandemic i.e., lack of Man Power. Now applied for Lower Ground + Ground + 3 Upper floors with a height of 15.80 meters for part Occupancy.

3) Open Spaces: The builder provided the following open spaces all around the building.

Sl.No	Side	Open space Required as per Provisional No Objection Certificate	Open space Provided
a 1	North	7.00	10.20
2	South	7.00	7.40
3	East	7.00	66.52
4	West	7.00	12.50

PRINCIPAL
UNICENT SCHOOL

1	Entry gate width	6.00	6.00
2	Entry Gate Head Clearance	4.50	4.50
3	Exit Gate Width	6.00	6.00
4	Exit Gate Head Clearance	4.50	4.50

6. Travel Distance

Sl. No.	Item / Description	Required (Not More than in Mtrs.)	Provided
1	Farthest point (Most Remote Point) With in a storey or a mezzanine floor to the door to an Exit.	30.00	30.00
2	The Dead end of the corridor length in exit access. (6 mtrs for Educational, Institutional and Assembly, 15mtrs for other Occupancies)	6.00	0.00

7. Stair Cases (As per NBC 2016)

Sl. No.	Type of staircases	Width (In Mtrs)	No of staircases	Floors from	Floors to
1	Internal staircases	2.00	1	Lower Ground	Terrace
2	Internal staircases	1.85	1	Ground	3rd Floor
3	External staircases	2.00	1	Ground	Terrace
4	Ramp(From ground to upper level used as means of escape like in hospitals etc.)	1.60	1	Ground	3rd Floor

8) Means of Escape Floor Wise Details

Sl. No.	Floor type	Buil-up Area in Sq.Mtrs	Type of Occupancy	Occupant Load	Means of escape required as per table 21 of NBC	Means of escape Provided
1	Lower Ground	180.00	Parking	45.00	0.45	2.00
2	Ground	1648.60	EDUCATIONAL B-1 Schools up to senior secondary level	412.00	4.12	7.45
3	1st Floor	1573.50	EDUCATIONAL B-1 Schools up to senior secondary level	393.00	3.93	7.45
4	2nd Floor	1573.50	EDUCATIONAL B-1 Schools up to senior secondary level	393.00	3.93	7.45
5	3rd Floor	1573.50	EDUCATIONAL B-1 Schools up to senior secondary level	393.00	3.93	7.45

9) Fire Shaft as per clause 2.24 and ANNEX E (E-2) of part 4 NBC 2016.

Item / Description	Required	Provided
Fire Shaft / Fire Lift	1	0

10). Floor Wise details of Fire Fighting Installations:

Sl. No.	Floor Details	Fire Extinguisher	Hose Reel	Automatic Sprinklers System	Manually Operated Electronic Fire Alarm System	Automatic detection and alarm system
1	Lower Ground	1.00	1.00	0.00	1.00	0.00
2	Ground	9.00	2.00	0.00	2.00	0.00
3	1st Floor	8.00	2.00	0.00	2.00	0.00
4	2nd Floor	8.00	2.00	0.00	2.00	0.00
5	3rd Floor	8.00	2.00	0.00	2.00	0.00

Fire Fighting System.	Required As per NBC	Provided
Fire Extinguishers	34.00	40
First Aid Hose Reel	9.00	9
Down Comer	2.00	2
Manually Operated Electronic Fire Alarm Systems	9.00	12
Terrace Tank over Respective Tower Terrace in Litres	25000.00	25000
Pump Capacity in LPM at the Terrace Tank Level with Minimum Pressure of 3.5 kg/cm ²	900.00	900

12). The builder has provided the following additional Fire Safety Requirements as per NBC of India 2016:

Sl.No	Fire safety Item
1.	<p>Floor Openings Fire Protection as per Clause 3.4.5.4</p> <p>a) Openings in Service ducts and shafts allowing building services like cables, Electrical wirings, Telephone cables, plumbing pipes etc., shall be protected by enclosure in the form of ducts / shaft having a fire resistant's not less than 120 min.</p> <p>b) The inspection door for electrical shafts / ducts have fire resistance rating of 120 min</p> <p>c) Medium and low voltage wiring running in shafts / ducts are armoured type or run through metal conduits.</p> <p>d) The space between the electrical cables/conduits and the walls/slabs are filled in by a fire stop material having fire resistance rating of not less than 120 min. This shall exclude requirement of fire stop sealing for low voltage services shaft. For plumbing shafts in the core of the building, with shaft door opening inside the building, the shafts shall have inspection doors having fire resistance rating not less than 30 min</p> <p>e) For plumbing shafts in the core of the building, with shaft door opening inside the building, the shafts shall have inspection doors having fire resistance rating not less than 30 min</p>
2.	<p>Vertical openings Fire Protection as per Clause- 3.4.5.6</p> <p>a) Every vertical opening between the floors of a building is suitably enclosed or protected, as necessary, to provide the following: Reasonable safety to the occupants while using the means of egress by preventing spread of fire, smoke, or fumes through vertical openings from floor to floor to allow occupants to complete their use of the means of egress. Further it shall be ensured to provide a clear height of 2 100 mm in the exit access.</p> <p>b) Limitation of damage to the building and its contents.</p>
3.	<p>Electrical Installation as per Clause – 3.4.6 (For requirements regarding installations from the point of view of fire safety, reference may be made to good practice [4(6)] and 8. Building Services, Section 2 Electrical and Allied Installations. Of the Code.)</p> <p>a) In general, it is desirable that the wiring and cabling are with flame retardant property. Medium and low voltage wiring running in shafts and within false ceiling shall run in metal conduit. Any 230 V wiring for lighting or other services, above false ceiling, shall have 660 V grade insulation.</p> <p>b) The electric distribution cables/wiring are laid in a separate shaft. The shaft is sealed at every floor with fire stop materials having the same fire resistance as that of the floor. High, medium and low voltage wiring running in shaft and in false ceiling shall run in separate shaft/conduits.</p> <p>c) Water mains, gas pipes, telephone lines, intercom lines or any other service line shall not be laid in the duct for electrical cables; use of bus ducts/solid rising mains instead of cables is preferred.</p>
4.	<p>Emergency power for fire and life safety systems as per Clause- 3.4.6.2</p> <p>Emergency power supplying distribution system for critical requirement for functioning of fire and life safety system and equipment planned for efficient and reliable power and control supply to the following systems and equipment is provided</p> <p>a) Fire pumps.</p> <p>b) Pressurization and smoke venting; including its ancillary systems such as dampers and actuators.</p> <p>c) Fire mans lifts (including all lifts).</p> <p>d) Exit signage lighting.</p> <p>e) Emergency lighting.</p> <p>f) Fire alarm system.</p> <p>g) Public address (PA) system (relating to emergency voice evacuation and annunciation).</p> <p>h) Magnetic door hold open devices.</p> <p>i) Lighting in fire command centre and security room</p> <p>j) Power supply to these systems and equipment shall be from normal and emergency (standby generator) power</p>

	rating, then dual redundant cables shall be taken to all transformers. The generator shall be capable of taking starting current of all the fire and life safety systems and equipment as above.
	l) The generator shall be capable of taking starting current of all the fire and life safety systems and equipment as above.
	m) Where parallel HV/LV supply from a separate substation fed from different grid is provided with appropriate transformer for emergency, the provision of generator may be waived in consultation with the Authority.
	n) The power supply to the panel/distribution board of these fire and life safety systems shall be through fire proof enclosures or circuit integrity cables or through alternate route in the adjoining fire compartment to ensure supply of power is reliable to these systems and equipment
	o) It shall be ensured that the cabling from the adjoining fire compartment is protected within the compartment of vulnerability. The location of the panel/ distribution board feeding the fire and life safety system shall be in fire safe zone ensuring supply of power to these systems. Circuits of such emergency system shall be protected at origin by an automatic circuit breaker with its no-volt coil removed. Master switches controlling essential service circuits shall be clearly labeled.
	p) Cables for fire alarm and PA system shall be laid in metal conduits or armoured to provide physical segregation from the power cables
5.	Substation/Transformers fire safety as per Clause – 3.4.6.3
	a) The substation area is adequately ventilated.
	b) An independent, ventilated or air conditioned MV panel room provided on the ground level or first basement. This room is provided with access from outside (or through exit passageway accessible from outside). The MV panel room is provided with fire resistant walls and doors of fire resistance of not less than 120 min.
	c) If the licensees agree to provide meters on upper floors, the licensees' cables is segregated from consumers. Cables by providing a partition in the shaft. Meter rooms on upper floors shall not open into staircase enclosures and ventilated directly to open air outside or in electrical room of 120 min fire resistant walls.
	d) Electrical MV main distribution panel and lift panels are provided with CO2/inert gas flooding system for all panel compartments with a cylinder located beside the panel.
6.	Oil filled substation fire safety as per Clause – 3.4.6.3.1 A substation or a switch-station with oil filled equipment shall be limited to be installed in utility building or in outdoor location. Such substation/utility building shall be at least 7 m away from the adjoining building(s). Substation equipment (exceeding oil capacity of 2 000 litre) in utility building shall have fire rated baffle walls of 240 min rating constructed between such equipment, raised to at least 600 mm above the height of the equipment (including height of oil conservators) and exceeding 300 mm on each side of the equipment. All transformers where capacity exceeds 10 MVA shall be protected by high velocity water spray systems or nitrogen injection system.
7.	Dry type substation fire safety as per Clause – 3.4.6.3.2 Transformers located inside a building shall be of dry type and all substation/switch room walls, ceiling, floor, opening including doors shall have a fire resistance rating of 120 min. Access to the substation shall be provided from the nearest fire exit/exit staircase for the purpose of electrical isolation.
8.	Standby supply as per clause -3.4.6.4 a) Diesel generator set(s) shall not be installed at any floor other than ground/first basement. If the same are installed indoors, proper ventilation and exhaust shall be planned. The DG set room shall be separated by 120 min fire resistance rated walls and doors. b) The oil tank for the DG sets (if not in the base of the DG) shall be provided with a dyked enclosure having a volumetric capacity of at least 10 percent more than the volume of the oil tank. The enclosure shall be filled with sand for a height of 300 mm.
9.	Lightning protection of buildings as per clause – 3.4.6.5 Routing of down conductors (insulated or uninsulated) of lightning protection through electrical or other service shafts are not allowed as it can create fire and explosion during lightning. For details, see Part 8 .Building Services, Section 2 Electrical and Allied Installations' of the Code.
10.	Escape Lighting and Exit Signage as per Clause 3.4.7 Exit access, exits and exit discharge shall be properly identified, with adequate lighting maintained in the elements of the egress systems so that all occupants shall be able to leave the facility safely.
11.	Lighting as per Clause – 3.4.7.1 a) The exit, exit access and exit discharge systems shall be illuminated continuously. The floors of the means of egress shall be illuminated at all points, including angles and intersections, in corridors and passageways, stairwells, landings of stairwells and exit. b) Emergency lighting shall be powered from a source independent of that supplying the normal lighting

	<p>ii) providing adequate illumination along such routes to allow safe movement of persons towards and through the exits; and</p> <p>iii) ensuring that fire alarm call points and firefighting equipment provided along the escape routes can be readily located.</p> <p>d) The horizontal luminance at floor level on the centreline of an escape route shall not be less than 10 lumen/m². In addition, for escape routes up to 2 m wide, 50 percent of the route width shall be lit to a minimum of 5 lumen/m². In auditoriums, theatres, concert halls and such other places of assembly, the illumination of floor exit/access may be reduced during period of performances to values not less than 2 lux.</p> <p>e) Required illumination shall be arranged such that the failure of any single lighting unit, such as the burning out of one luminaire, will not leave any area in darkness and does not impede the functioning of the system further.</p> <p>f) The emergency lighting shall be provided to be put on within 5 s of the failure of the normal lighting supply. Also, emergency lighting shall be able to maintain the required illumination level for a period of not less than 90 min in the event of failure of the normal lighting even for smaller premises.</p> <p>g) Battery pack emergency lighting, because of its limited duration and reliability, shall not be allowed to be used in lieu of a diesel engine driven emergency power supply.</p> <p>h) Escape lighting luminaires should be sited to cover the following locations:</p> <p>i) Near each intersection of corridors,</p> <p>ii) At exits and at each exit door,</p> <p>iii) Near each change of direction in the escape route,</p> <p>iv) Near each staircase so that each flight of stairs receives direct light,</p> <p>v) Near any other change of floor level,</p> <p>vi) Outside each final exit and close to it,</p> <p>vii) Near each fire alarm call point,</p> <p>viii) Near firefighting equipment, and</p> <p>ix) To illuminate exit and safety signs as required by the enforcing authority.</p> <p>i) The luminaires shall be mounted as low as possible, but at least 2 m above the floor level.</p> <p>j) Signs are required at all exits, emergency exits and escape routes, which should comply with the graphic requirements of the relevant Indian Standards.</p>
12.	<p>Exit passageway Provided as per clause – 3.4.7.2. (at ground) and staircase lighting is to be connected to alternative supply. The alternative source of supply may be provided by battery continuously trickle charged from the electric mains</p>
13	<p>Suitable arrangements as per clause – 3.4.7.3 Installation of double throw switches to ensure that the lighting installed in the staircase and the corridor does not get connected to two sources of supply simultaneously. Double throw switch shall be installed in the service room for terminating the stand-by supply.</p>
14.	<p>Air Conditioning, Ventilation and Smoke Control as per clause – 3.4.8 Air conditioning and ventilating systems shall be so installed and maintained as to minimise the danger of spread of fire, smoke or fumes from one floor to other or from outside to any occupied building or structure. Wherever batteries are provided, the same shall be segregated by 120 min fire rated construction. Ventilation to the room shall be provided as per manufacturer's instructions.</p>
15.	<p>Air handling unit as per Clause -3.4.8.2</p> <p>a) From fire safety point of view, separate air handling units (AHU) for each floor shall be provided so as to avoid the hazards arising from spread of fire and smoke through the air conditioning ducts. The air ducts shall be separate from each AHU to its floor and in no way shall interconnect with the duct of any other floor. Within a floor it would be desirable to have separate air handling unit provided for each compartment. Air handling unit shall be provided with effective means for preventing circulation of smoke through the system in the case of a fire in air filters or from other sources drawn into the system, and shall have smoke sensitive devices for actuation in accordance with the accepted standard [4(8)] and control.</p> <p>b) As per Clause 3.4.8.2.2 Shafts or ducts, if penetrating multiple floors, shall be of masonry construction with fire damper in connecting ductwork or shall have fire rated ductwork with fire dampers at floor crossing. Alternatively, the duct and equipment may be installed in room having walls, doors and fire damper in duct exiting/entering the room of 120 min fire resistance rating. Such shafts and ducts shall have all passive fire control meeting 120 min fire resistance rating requirement to meet the objective of isolation of the floor from spread of fire to upper and lower floors through shaft/duct work.</p> <p>c) As per Clause 3.4.8.2.3 The air filters of the air handling units are made of non-combustible materials.</p> <p>d) Duct Work as per Clause 3.4.8.3 3.4.8.3.1 Air ducts serving main floor areas, corridors, etc, shall not pass through the exits/exit passageway/ exit enclosure. Exits and lift lobbies, etc, shall not be used as return air</p>

above the false ceiling.

f) As per Clause 3.4.8.3.3 Wherever the ducts pass through fire walls or floors, the opening around the ducts shall be sealed with materials having fire resistance rating of the compartment. Such duct shall also be provided with fire dampers at all fire walls and floors unless such ducts are required to perform for fire safety operation; and in such case fire damper may be avoided at fire wall and floor while integrity of the duct shall be maintained with 120 min fire resistance rating to allow the emergency operations for fire safety requirements.

g) As per Clause 3.4.8.3.4 The ducting within compartment would require minimum fire resistance rating of 30 min. Such ducting material in substantial gauge shall be in accordance with good practice [4(9)]. If such duct crosses adjacent compartment/floor and not having fire dampers in such compartment/floor, it would require fire resistance duct work rating of 120 min. The requirements of support of the duct shall meet its functional time requirement as above.

h) As per Clause 3.4.8.3.5 The materials used for insulating the duct system (inside or outside) shall be of non-combustible type. Any such insulating material shall not be wrapped or secured by any material of combustible nature.

i) As per Clause 3.4.8.3.6 Inspection panels shall be provided in the ductwork to facilitate the cleaning accumulated dust in ducts and to obtain access for maintenance of fire dampers.

j) As per Clause 3.4.8.4 Fire or fire/smoke dampers 3.4.8.4.1 These dampers shall be evaluated to be located in supply air ducts, fresh air and return air ducts/ passages at the following points:

i) At the fire separation wall,

ii) Where ducts/passages enter the vertical shaft,

iii) Where the ducts pass through floors, and

iv) At the inlet of supply air duct and the return air duct of each compartment on every floor.

k) As per Clause 3.4.8.4.2 Damper shall be of motorized type/fusible link. Damper shall be so installed to provide complete integrity of the compartment with all passive fire protection sealing. Damper should be accessible to maintain, test and also replace, if so required. Damper shall be integrated with Fire Alarm Panel and shall be sequenced to operate as per requirement and have interlocking arrangement for fire safety of the building. Manual operation facilities for damper operation shall also be provided.

16. **Glazing as per Clause -3.4.10.1** The glazing shall be in accordance with Part 6 -Structural Design, Section 8 Glass and Glazing' of the Code. The entire glazing assembly shall be rated to that type of construction as given in Table 1. This shall be applicable along with other provisions of this Part related to respective uses as specified therein. i) The use of glass shall not be permitted for enclosures of exits and exit passageway.

17. **Fire Command Centre (FCC) as per Clause- 3.4.12**

a) Fire command centre shall be on the entrance floor of the building having direct access. The control room shall have the main fire alarm panel with communication system (suitable public address system) to aid floors and facilities for receiving the message from different floors.

b) Fire command centre shall be constructed with 120 min rating walls with a fire door and shall be provided with emergency lighting. Interior finishes shall not use any flammable materials. All controls and monitoring of fire alarm systems, pressurization systems, smoke management systems shall happen from this room. Monitoring of integrated building management systems, CCTVs or any other critical parameters in building may also be from the same room.

c) Details of all floor plans along with the details of firefighting equipment and installations (2 sets laminated and bound) shall be maintained in fire command centre.

d) The fire staff in charge of the fire command centre shall be responsible for the maintenance of the various services and firefighting equipment

18. **General Exit Requirements as per clause - 4.2 4.2.3**

a) Every exit, exit passageway and exit discharge shall be continuously maintained free of all obstructions or impediments to full use in the case of fire or other emergency.

4.2.7b) For non-naturally ventilated areas, fire doors with 120 min fire resistance rating shall be provided and particularly at the entrance to lift lobby and stair well where a 'funnel or flue effect' may be created, inducing an upward spread of fire, to prevent spread of fire and smoke.

4.2.9c) Doors in exits shall open in the direction of exit. In case of assembly buildings (Group D) and institutional buildings (Group C-1), exit door shall not open immediately upon a flight of stair and all such entries to the stair shall be through a landing, so that such doors do not impede movement of people descending from a higher floor when fully opened (see Fig. 4A). While for other occupancies, such doors shall not reduce the pathway in the landing by more than half the width of such staircase (see Fig. 4B). Over-head or sliding doors shall not be installed.

4.2.11d) Unless otherwise specified, all the exits and exit passageways to exit discharge shall have a clear ceiling

	other such exits shall automatically operate to open mode during emergencies like fire, smoke, acts of terrorism, etc, so that people can safely and quickly egress into safe areas outside. If required, a master controlling device may be installed at a strategic location to achieve this.
	4.2.17f) Penetrations into and openings through an exit are prohibited except those necessary like for the fire protection piping, ducts for pressurization and similar life safety services. Such openings as well as vertical passage of shaft through floors shall be protected by passive systems.
	Exit Access as per Clause – 4.4.1
19.	a) In order to ensure that each element of the means of egress can be effectively utilized, they shall all be properly lit and marked. Lighting shall be provided with emergency power back-up in case of power failures. Also, exit signs of adequate size, marking, location, and lighting shall be provided so that all those unfamiliar with the location of the exits may safely find their way.
	b) Exit access to fireman's lift and refuge area on the floor shall be step free and clearly signposted with the international symbol of accessibility.
	c) Exit access shall not pass through storage rooms, closets or spaces used for similar purpose.
20.	Smoke control of exits as per Clause – 4.4.2.5 The pressure difference for staircases shall be 50 Pa. Pressure differences for lobbies (or corridors) shall be between 25 Pa and 30 Pa. Further, the pressure differential for enclosed staircase adjacent to such lobby (or corridors) shall be 50 Pa. For enclosed staircases adjacent to non-pressurized lobby (or corridors), the pressure differential shall be 50 Pa.
21.	The normal air conditioning system and the pressurization system shall be designed and interfaced to meet the requirements of emergency services. When the emergency pressurization is brought into action, the following changes in the normal air conditioning system shall be effected:
	a) Any re-circulation of air shall be stopped and all exhaust air vented to atmosphere.
	b) Any air supply to the spaces/areas other than exits shall be stopped.
	c) The exhaust system may be continued provided,
	i) The positions of the extraction grills permit a general air flow away from the means of egress;
	ii) The construction of the ductwork and fans is such that, it will not be rendered inoperable by hot gases and smoke; and
	iii) There is no danger of spread of smoke to other floors by the path of the extraction system which can be ensured by keeping the extraction fans running.
22.	For pressurized stair enclosure systems, the activation of the systems shall be initiated by signalling from fire alarm panel.
23.	Pressurization system shall be integrated and supervised with the automatic/manual fire alarm system for actuation
24.	Wherever pressurized staircase is to be connected to unpressurized area, the two areas shall be segregated by 120 min fire resistant wall.
25.	Fresh air intake for pressurization shall be away (at least 4 m) from any of the exhaust outlets/grille.
	Smoke Control as per clause – 4.6
26.	a) Smoke Exhaust and Pressurization of Areas Above Ground Corridors in exit access (exit access corridor) are created for meeting the requirement of use, privacy and layout in various occupancies. These are most often noted in hospitality, health care occupancies and sleeping accommodations.
	b) Exit access corridors of guest rooms and indoor patient department/areas having patients lacking self preservation and for sleeping accommodations such as apartments, custodial, penal and mental institutions, etc, shall be provided with 60 min fire resistant wall and 20 min self-closing fire doors along with all fire stop sealing of penetrations.
	c) Smoke exhaust system having make-up air and exhaust air system or alternatively pressurization system with supply air system for these exit access corridors shall be required.
	d) Smoke exhaust system having make-up air and exhaust air system shall also be required for theatres/auditoria. Such smoke exhaust system shall also be required for large lobbies and which have exit through staircase leading to exit discharge. This would enable eased exit of people through smoke controlled area to exit discharge.
	e) All exit passageway (from exit to exit discharge) shall be pressurized or naturally ventilated. The mechanical pressurization system shall be automatic in action with manual controls in addition. All such exit passageway shall be maintained with integrity for safe means of egress and evacuation. Doors provided in such exit passageway shall be fire rated doors of 120 min rating.
	f) Smoke exhaust system where provided, for above areas and occupancies shall have a minimum of 12 air changes per hour smoke exhaust mechanism. Pressurization system where provided shall have a minimum pressure differential of 25-30 Pa in relationship to other areas.
	g) The smoke exhaust fans in the mechanical ventilation system shall be fire rated, that is, 250°C for 120 min.

27.	<p>Smoke Exhaust and Pressurization of Areas Below Ground as per clause – 4.6.2</p> <p>a) Each basement shall be separately ventilated. Vents with cross-sectional area (aggregate) not less than 2.5 percent of the floor area spread evenly round the perimeter of the basement shall be provided in the form of grills, or breakable stall board lights or pavement lights or by way of shafts.</p>
	<p>b) Alternatively, a system of mechanical ventilation system may be provided with following requirements:</p>
	<p>c) Mechanical ventilation system shall be designed to permit 12 air changes per hour in case of fire or distress call. However, for be as given in Part 8 Building Services, Section 3 Air conditioning Heating and Mechanical Ventilation of the Code.</p>
	<p>d) In multi-level basements, independent air intake and smoke exhaust shafts (masonry or reinforced concrete) for respective basement levels and compartments therein shall be planned with its make-up air and exhaust air fans located on the respective level and in the respective compartment. Alternatively, in multi-level basements, common intake masonry (or reinforced cement concrete) shaft may serve respective compartments aligned at all basement levels. Similarly, common smoke exhaust/outlet masonry (or reinforced cement concrete) shafts may also be planned to serve such compartments at all basement levels. All supply air and exhaust air fans on respective levels shall be installed in fire resisting room of 120 min. Exhaust fans at the respective levels shall be provided with back draft damper connection to the common smoke exhaust shaft ensuring complete isolation and compartmentation of floor isolation to eliminate spread of fire and smoke to the other compartments/floors.</p>
	<p>e) Due consideration shall be taken for ensuring proper drainage of such shafts to avoid insanitation condition. Inlets and extracts may be terminated at ground level with stall board or pavement lights as before. Stall board and pavement lights should be in positions easily accessible to the fire brigade and clearly marked AIR INLET or SMOKE OUTLET with an indication of area served at or near the opening.</p>
	<p>f) Smoke from any fire in the basement shall not obstruct any exit serving the ground and upper floors of the building.</p>
	<p>g) The smoke exhaust fans in the mechanical ventilation system shall be fire rated, that is, 250°C for 120 min.</p>
	<p>h) The smoke ventilation of the basement car parking areas shall be through provision of supply and exhaust air ducts duly installed with its supports and connected to supply air and exhaust fans. Alternatively, a system of impulse fans (jet fans) may be used for meeting the requirement of smoke ventilation complying with the following:</p>
	<p>i) Structural aspects of beams and other down stands/services shall be taken care of in the planning and provision of the jet fans.</p>
	<p>ii) Fans shall be fire rated, that is, 250°C for 120 min.</p>
	<p>iii) Fans shall be adequately supported to enable operations for the duration as above.</p>
	<p>iv) Power supply panels for the fans shall be located in fire safe zone to ensure continuity of power supply.</p>
	<p>v) Power supply cabling shall meet circuit integrity requirement in accordance with accepted standard [4(13)].</p>
	<p>i) The smoke extraction system shall operate on actuation of flow switch actuation of sprinkler system. In addition, a local and/or remote 'manual start-stop control/switch' shall be provided for operations by the fire fighters.</p>
	<p>j) Visual indication of the operation status of the fans shall also be provided with the remote control.</p>
	<p>k) No system relating to smoke ventilation shall be allowed to interface or cross the transformer area, electrical switchboard, electrical rooms or exits.</p>
	<p>l) Smoke exhaust system having make-up air and exhaust air system for areas other than car parking shall be required for common areas and exit access corridor in basements/underground structures and shall be completely separate and independent of car parking areas and other mechanical areas.</p>
	<p>m) Supply air shall not be less than 5 m from any exhaust discharge openings.</p>
28.	<p>Fire Drills and Fire Orders are ensured as per clause – 4.11 Provided Fire notices/orders shall be prepared to fulfil the requirements of firefighting and evacuation from the buildings in the event of fire and other emergency. The occupants shall be made thoroughly conversant with their action in the event of emergency, by displaying fire notices at vantage points and also through regular training. Such notices should be displayed prominently in bold lettering. For guidelines for fire drills and evacuation procedures for high rise buildings, see Annex D.</p>
29.	<p>Fire Extinguishers/Fixed Firefighting Installations as per clause – 5.1 5.1.1 All buildings depending upon the occupancy use and height shall be protected by fire extinguishers, hose reels, wet riser, down-comer, yard hydrants, automatic sprinkler installation, deluge system, high/medium velocity water spray, foam, water mist systems, gaseous or dry powder system, manual/automatic fire alarm system, etc, in accordance with the provisions of various clauses given below, as applicable:</p>
	<p>a) These fire extinguishing equipment and their installation shall be in accordance with accepted standards [4(17)]. The extinguishers shall be mounted at a convenient height to enable its quick access and efficient use by all in the event of a fire incidence. The requirements of fire extinguishers/yard hydrant systems/wet riser/down-</p>

comer and wet riser installations are shown in Fig. 13. The wet riser shall be designed for zonal distribution ensuring that unduly high pressures are not developed in risers and hose-pipes.

b) First-aid firefighting appliances shall be provided and installed in accordance with good practice [4(18)]. The firefighting equipment and accessories to be installed in buildings for use in firefighting shall also be in accordance with the accepted standard [4(17)] and shall be maintained periodically so as to ensure their perfect serviceability at all times.

c) Valves in fixed firefighting installations shall have supervisory switch with its signalling to fire alarm panel or to have chain(s), pad lock(s), label and tamper-proof security tag(s) with serial number to prevent tampering/unauthorized operation. These valves shall be kept in their intended open position.

d) In addition to wet riser or down-comer, first-aid hose reels shall be installed in buildings (where required under Table 7) on all the floors, in accordance with accepted standard [4(19)]. The first-aid hose reel shall be connected directly to the riser/down-comer main and diameter of the hose reel shall not be less than 19 mm.

e) Wet risers shall be interconnected at terrace level to form a ring and cut-off shall be provided for each connection to enable repair/maintenance without affecting rest of the system.

f) Pressure at the hydraulically remote hydrant and at the highest hydrant shall not be less than 3.5 bar. The pressure at the hydrants shall however not exceed 7.0 bar, considering the safety of operators. It may be planned to provide orifice plates for landing valves to control pressure to desired limit especially at lower levels; this could also be achieved through other suitable means of pressure reducing devices such as pressure controlled hydrant valves.

g) Hydrants for firefighting and hose reels shall be located in the lobby in firefighting shaft. Those hydrants planned to be provided near fire exit staircase on the floor shall be within 5 m from exit door in exit access. Such hydrant cabinet may finish with doors to meet interior finishes with requirement of glass panel to provide visibility to the installations inside and inscribed with the word: FIRE HOSE CABINET of letter size 75 mm in height and 12 mm in width. Such door of the fire hose cabinet need not be fire resistant rated. The location of such cabinets shall be shown on floor plan and duly displayed in the landing of the respective fire exit staircase.

Static water storage tanks as per clause – 5.1.2.1

30. a) firefighting shall always be available in the form of underground/terrace level static storage tank with capacity specified for each building with arrangements or replenishment.

b) Water for the hydrant services shall be stored in an easily accessible surface/underground lined reservoir or above ground tanks of steel, concrete or masonry. The effective capacity of the reservoir above the top of the pump casing (flooded suction) for various types of occupancies shall be as indicated in Table 7.

c) Water for firefighting shall be stored in two or more interconnected compartments of equal size to facilitate cleaning and maintenance of the tanks without interrupting the water availability for firefighting.

d) To prevent stagnation of water in the static water storage tank, the suction tank of the domestic water supply shall be fed only through an overflow arrangement from the fire water storage tanks to maintain the level therein at the minimum specified capacity.

e) Alternatively, domestic and fire water can be stored in two interconnected compartments as mentioned above. The suction inlet(s) for the domestic water pumps shall be so located at an elevation that minimum water requirements for firefighting as stated in Table 7 will be always available for fire pumps.

f) The static storage water supply required for the above mentioned purpose shall entirely be accessible to the fire engines of the local fire service. Suitable number of manholes shall be provided for inspection, repairs, insertion of suction hose, etc. As an alternative to the arrangement of manholes to allow access from the top, suitable arrangement to enable efficient access to the tank by the firemen from the adjoining fire pump room having direct access from the ground level, shall be made. The underground fire water storage tank(s) shall not be more than 7 m in depth from the level having fire brigade draw-out connection, while the draw-out connection shall not be more than 5 m away from the tank wall.

g) The covering slab shall be able to withstand a total vehicular load of 45 t (or as applicable) equally divided as a four-point load when the slab forms a part of pathway/driveway.

h) The static water storage tank shall be provided with a fire brigade collecting head with 4 number 63 mm diameter (2 number 63 mm diameter for pump with capacity 1 400 litre/min) instantaneous male inlets arranged in a valve box at a suitable point at street level.

i) The same shall be connected to the static tank by a suitable fixed galvanized iron pipe not less than 150 mm in diameter to discharge water into the tank when required at the rate of 2 250 litre/min, if tank is in the basement or not approachable for the fire engines.

j) Each of the static water storage tanks shall also be provided with a fire brigade draw out collecting head with 63 mm diameter instantaneous male draw out arranged in a valve box at a suitable point at street level. This draw out shall be connected to galvanized iron pipe of 100 mm diameter with foot valve arrangement in the tank.

accessible from the surrounding ground level.

b) Pump house shall be installed not lower than the second basement. When installed in the basement, staircase with direct accessibility (or through enclosed passageway with 120 min fire rating) from the ground, shall be provided. Access to the pump room shall not require to negotiate through other occupancies within the basement.

c) Pump house shall be separated by fire walls all around and doors shall be protected by fire doors (120 min rating).

d) Pump house shall be well ventilated and due care shall be taken to avoid water stagnation.

e) No other utility equipment shall be installed inside fire pump room.

f) Insertions like flexible couplings, bellows, etc, in the suction and delivery piping shall be suitably planned and installed.

g) Installation of negative suction arrangement and submersible pumps shall not be allowed.

h) Pump house shall be sufficiently large to accommodate all pumps, and their accessories like PRVs, installation control valve, valves, diesel tank and electrical panel.

i) Battery of diesel engine operated fire pump shall have separate charger from emergency power supply circuit.

j) Exhaust pipe of diesel engine shall be insulated as per best engineering practice and taken to a safe location at ground level, considering the back pressure.

k) Fire pumps shall be provided with soft starter or variable frequency drive starter.

Automatic Sprinkler Installation as per clause – 5.1.3 The requirements shall be as given below:

32. a) Automatic sprinklers shall be installed wherever required in terms of Table 7 throughout the building in accordance with good practice [4(20)].

b) If selective sprinklering is adopted, there is a real danger of a fire starting in one of the unsprinklered area gathering momentum spreading to other areas and reaching the sprinklered areas as a fully developed fire. In such an event, the sprinklers can be rendered useless or ineffective.

c) Automatic sprinklers shall be installed in false ceiling voids exceeding 800 mm in height.

d) Installation of sprinklers may be excluded in any area to be used for substation and DG set.

e) In areas having height 17 m or above such as in atria, sprinkler installations may be rendered ineffective and hence may be avoided.

f) Pressure in sprinkler system shall not exceed 12 bar or else high pressure sprinkler to be installed for above 12 bar operations.

g) The maximum floor area on any one floor to be protected by sprinklers supplied by any one sprinkler system riser from an installation control valve shall be based on system protection area limitations considering maximum floor area on any one floor to be 4 500 m² for all occupancies except industrial and hazardous occupancies, where Authorities shall be consulted for advice based on type and nature of risk.

h) Sprinkler installation control valves, shall be installed inside the fire pump room.

i) For industrial buildings, such installation control valves may be installed outside the building and Authorities shall be consulted in situations where it is not possible to locate them inside the buildings. It is advisable to provide electrically operated siren for each valve outside the buildings in addition to water gongs in such case.

j) The sprinkler flow switches provided shall be monitored by fire alarm panel.

k) It is essential to make provisions for avoiding water from sprinkler/hydrant operation entering lifts and electrical rooms.

l) Ramps at all levels shall be protected with sprinklers.

33. **Automatic High Velocity and Medium Velocity Water Spray Systems as per clause 5.1.4** Automatic high velocity water spray or emulsifying system shall be provided for protection of outdoor and/ or indoor oil-cooled transformers as applicable in accordance with good practice [4(21)] where applicable (see Annex E). Also, medium velocity water spray system shall be provided for tankage (where applicable), conveyors, cable galleries and other occupancies listed in good practice [4(21)].

Fire Fighting shaft as per E-2 of Annexure E of part 4 NBC of India 2016 **EGRESS AND EVACUATION STRATEGY**

34. a) One firefighting shaft shall be planned for each residential building/tower, in an educational building/ block, and for each compartment of institutional, assembly, business and mercantile occupancy types. For other occupancy types, requirement of fire fighting shaft shall be ascertained in consultation with the local fire authority. The firefighting shaft shall necessarily have connectivity directly to exit discharge or through exit passageway (having 120 min fire resistance walls) to exit discharge.

b) Staircase and fire lift lobby of a firefighting shaft shall be smoke controlled as per 4.4.2.5 and Table 6.

c) It is recommended that the pressurization requirement for staircase in firefighting shaft and for other fire exit staircases in buildings greater than 60 m in height be evaluated to limit the force required to operate the door assembly (in the direction of door opening) to not more than 133 N to set the door leaf in motion. The aspect of

	discharge or through exit passageway (having 120 min fire resistance walls) to exit discharge.						
36.	Smoke control as per clause 4.4.2.5 Staircase and fire lift lobby of a firefighting shaft shall be smoke controlled as per 4.4.2.5 and Table 6. The pressurization requirement for staircase in firefighting shaft and for other fire exit staircases in buildings greater than 60 m in height be evaluated to limit the force required to operate the door assembly (in the direction of door opening) to not more than 133 N to set the door leaf in motion. The aspect of pressurization, door area/width and door closure shall be planned in consideration to the above.						
37.	FIRE SAFETY REQUIREMENTS FOR LIFTS as per clause E-3 of Annexure E of part – 4 NBC of India 2016						
38.	E-4 HORIZONTAL EXITS/REFUGE AREA Horizontal exits are through a fire door of 120 min rating in a fire resistant wall High rise apartment buildings with apartments having balcony, need not to be provided with refuge area; however apartment buildings without balcony shall provide refuge area as given above. Refuge areas for apartment buildings of height above 60 m while having balconies shall be provided at 60 m and thereafter at every 30 m. The refuge area shall be an area equivalent to 0.3 m2 per person for accommodating occupants of two consecutive floors, where occupant load shall be derived on basis of 12.5 m2 of gross floor area and additionally 0.9 m2 for accommodating wheel chair requirement or shall be 15 m2, whichever is higher.						
39.	E-5 ELECTRICAL SERVICES a) The specific requirements for electrical installations in multi-storeyed buildings given in Part 8 .Building Services, Section 2 Electrical and Allied Installations of the Code and Section 7 of National Electrical Code 2011 to be complied.						
40.	b) Wherever transformers are planned at higher floors, the HT cables shall be routed through a separate shaft having its own fire resistance rating of 120 min. Wherever HT generators are planned centrally at ground or first basement level, redundant transformers and HT cables shall be planned for buildings above 60 m in height. The builder submitted the compliance certificate by the respective technical consultant, Architect, structural, Electrical, HVAC Engineers and fire safety consultants.						
41.	3.4.10.2 Glass facade shall be in accordance with the following: a) For fully sprinklered buildings having fire separation of 9 m or more, tempered glass in a non-combustible assembly, with ability to hold the glass in place, shall be provided. It shall be ensured that sprinklers are located within 600 mm of the glass facade providing full coverage to the glass. NOTE . In case of all other buildings, fire resistance rating of glass facade shall be in accordance with Table 1. b) All gaps between floor-slabs and façade assembly shall be sealed at all levels by approved fire resistant sealant material of equal fire rating as that of floor slab to prevent fire and smoke propagation from one floor to another. c) Openable panels shall be provided on each floor and shall be spaced not more than 10 m apart measured along the external wall from centre-to-centre of the access openings. Such openings shall be operable at a height between 1.2 m and 1.5 m from the floor, and shall be in the form of openable panels (fire access panels) of size not less than 1 000 mm × 1 000 mm opening outwards. The wordings, .FIRE OPENABLE PANEL. OPEN IN CASE OF FIRE, DO NOT OBSTRUCT. of at least 25 mm letter height shall be marked on the internal side. Such panels shall be suitably distributed on each floor based on occupant Concentration. These shall not be limited to cubicle areas and shall be also located in common areas/corridors to facilitate access by the building occupants and fire personnel for smoke exhaust in times of distress.						
42.	ATRIUM Fire safety as per Annexure-F (Clause-6) of part – 4 NBC of India 2016						
43.	Compartmentation as per clause - 4.5 4.5.2 All floors shall be compartmented/zoned with area of each compartment being not more than 750 m2. The maximum size of the compartment shall be as follows, in case of sprinklered basement/building:						
	<table> <tr> <th>Sl. No</th><th>Use</th><th>Compartment-ation Area m2</th></tr> <tr> <td>6</td><td>Business buildings</td><td>3000</td></tr> </table>	Sl. No	Use	Compartment-ation Area m2	6	Business buildings	3000
Sl. No	Use	Compartment-ation Area m2					
6	Business buildings	3000					

13) In view of the above and as per recommendations of the multistoried building inspection Committee, the No Objection Certificate for Part Occupancy is issued to Multi Storied Building **UNICENT SCHOOL, UNICENT SCHOOL Sy.No: 25(P), VANASTHALI HILLS THATTIKHANA, THATTIANNARAM VILLAGE HAYATHNAGAR MANDAL RANGAREDDY DISTRICT TELANGANA STATE -501505/-Tatti Annaram/Hayathnagar/Rangareddy**

with a height of 15.80 Meters for **EDUCATIONAL B-1 Schools up to senior secondary level** Occupancy subject to the following conditions, which also include the responsibilities of the Builder, Management Body of the building, Occupants and fire and security personnel.

Sl No	Builder and Management Body	Occupant	Management Body and fire and security personnel
-------	-----------------------------	----------	---

	in good condition as seen during inspection. -b) Do's and Don'ts in case of fire shall be prominently displayed in entire building	encroached	systems installed.
2	Any loss of life or property due to non-functioning of fire safety measures and other installations shall be the responsibility of the management.	All occupants shall be trained to operate the fire safety equipment during emergency.	Mock drills should be conducted once in 3 months for initial two years. Thereafter, once in every 6 months.
3	Addition / alteration, if any in the building may be verified by building authority.	Mock drills should be conducted once in 3 months for initial two years. Thereafter, once in every 6 months.	All security personnel shall be trained to operate the fire safety equipment during emergency and guiding the occupants in safe evacuation. Call the fire Brigade by dialing 101.
4	This No objection Certificate for occupancy is valid for five year from the date of issue of this letter.	Raise the alarm if the fire cannot be controlled, evacuate the area completely at once from the nearest safe exit.	Attack the fire using available fire equipment only if you feel capable of controlling it. If not, take all steps to isolate the area by closing doors and windows.

14. Additional Fire Safety Measures Recommended by the Department:

Noc for part occupancy issued earlier vide RC No 8504/MSB/CR/RR/2013 dt 02.06.2013 is hereby cancelled. This No Objection Certificate for Part Occupancy is valid for Five years from the date of issue of this letter. It is the responsibility of the builder to apply for renewal NOC, duly remitting the user charges as per G.O. Ms. No. 71, Home (Prison – A) Department, dated 01-04-2010, two months before expiry of this No Objection Certificate.

Yours Sincerely,
Director General of State Disaster
Response & Fire Services
Telangana, Hyderabad

Copies to:

- i) The Management
- ii) Multistoried Building Inspection Committee

"THIS IS COMPUTER GENERATED DOCUMENT AND DO NOT REQUIRE ANY STAMP OR SIGNATURE"

R. Shattacharya
PRINCIPAL
UNICENT SCHOOL
Sy.No.25P, Vanasthali Hills,
Thattikana, Tattianpalam Village,
Abdullapurmet Mandal, R.R. Dist-501 505
Ph: 8500800404, 8500900404

FORMAT OF CERTIFICATE TO BE ISSUED BY THE DISTRICT EDUCATION OFFICER IN RESPECT OF SCHOOLS ALREADY AFFILIATED WITH THE BOARD AND SEEKING EXTENSION/UPGRADATION OF AFFILIATION WITH THE CENTRAL BOARD OF SECONDARY EDUCATION

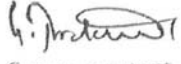
(In accordance with School Safety Policy, 2016 issued by the NDMA, Manual on Safety and Security of Children in Schools developed by NCPDR and the National Building Code)



PART-A

(This part is to be filled-up by the school and to be produced before the District Education Officer along with all supporting documents and certificates in original)


GENERAL INFORMATION

1	Affiliation Number allotted by CBSE to the school:	3630132
2	Name of the school as per affiliation letter of CBSE:	Unicent School
3	Address of the school:	Sy.No.25p, Vanasthali Hills, Thattikhana, Tattannaram, hayathnagar, Abdulpurmet Mandal. RR Dist. Pin: 501505
4	Standard/ level/ class upto which the school is running:	From PP to X Class
5	Is the name and address of school in CBSE affiliation letter and State NOC/ Recognition/U-DISE exactly the same:	Yes
6	U-DISE code allotted to the school:	36230803006
7	Name and address of the Trust/Society/Company (Under section-8) running the school as on date:	Kantheti Ravindra Babu Educational Society
8	Is the Trust/Society/Company duly registered with the competent registering authority and the registration is valid as on date?	Yes
9	Purpose of present application:	Extension
10	Location of School	<ul style="list-style-type: none"> In the municipal limits of city having population more than 15 Lakhs
10a	Has the school obtained <u>Recognition Certificate</u> from the State Government from Class- 1 to 8 th ?	Yes
11	Number of Recognition Certificate from class-1 to 8 th and date of issue:	Proc.L.Dis.No.5387/B3/2016 Dated 14.6.2016 for Pre Primary Proc.Rc.No.395/s2/2019 Dated 25.7.2019 for Classes I - VII (EM) L.Dis.No.5578/B1/2013 Dated 21.12.2013 for Class VIII




 Correspondent
UNICENT SCHOOL
 Sy. No. 25P, Vanasthali Hills,
 Tattannaram (V), Hayathnagar,
 Abdulpurmet (M), R.R. Dist-501505
PRINCIPAL
UNICENT SCHOOL
 Sy.No. 25P, Vanasthali Hills
 Tattannaram Village,




 District Educational Officer
 Ranga Reddy District, Hvd



INFORMATION REGARDING LAND DETAILS AND OWNERSHIP		
12	Is the school situated on a single contiguous plot of land bounded on all sides by a Pucca Boundary Wall?	Yes
13	Are the both school and the play Ground situated in a single compound bounded by a single contiguous Boundary Wall on all sides?	Yes
14	Total area (in square meters) in respect of 12 and 13 above on which the school is situated:	8094
15	The land is in the possession of the School/ Trust/ Society/ Company legally by way of	Lease Deed
16	Name of the Owner/ Lessee of the land in respect of point-14 above	M/s. Kantheti Ravindra Babu Educational Society (Unicent School) rep by Kantheti Pratap
17	In case the land is in the possession of the Society/ School by way of lease as per State Government norms, the period of the lease:	30Years
18	Is any public road, canal or thorough-fare, HT line etc passing through the lang in respect of point-14 above	No
INFORMATION REGARDING ESSENTIAL SAFETY REQUIREMENTS		
19	Has the school been inspected by the Government engineer and the school building been found structurally safe for running a school?	Yes
19 (a)	If yes the date of last inspection:	18.11.18
20	Has the school been inspected by the officer of Government Fire Department and the school building been declared safe for school from the point of view of fire safety?	Yes
20(a)	If yes the date of last inspection:	27.5.2016
21	Has the school compound been checked by the public health department and the health and sanitary conditions been found to be satisfactory and the water has been found safe for drinking?	Yes
21(a)	If yes the date of last inspection:	16.10.2020
INFORMATION REGARDING THE STAFF		
22	Does the school have well defined service rules and conditions for its employees as per prevalent norms of appropriate Government?	Yes
23	Is the school paying salary to the teachers and other employees as per the norms of appropriate Government?	Yes



 Correspondent
UNICENT SCHOOL
 Sy. No. 25P, Vanasthali Hills,
 Tattianaram (V), Hayathnagar,
 Abdullapurmet (M), R.R. Dist-501505.


 Principal


 District Educational Officer
 Banga Reddy District, Hvd

 PRINCIPAL
UNICENT SCHOOL
 Sy.No. 25P, Vanasthali Hills
 Tattianaram Village
 Hayathnagar Mandal, R.R.Dist-501 505
 Ph: 040-30261815-16

24	Is the salary to the teachers and other employees of the school being paid through the bank by mode of electronic clearing? (Payment by cheque or cash to the individual is not allowed)	YES/ NO
	 Correspondent UNICENT SCHOOL Sy. No. 25P, Vanasthali Hills, Tattannaram (V), Hayathnagar, Abdullapurmet (M), R.R. Dist-501 505.	 PRINCIPAL UNICENT SCHOOL Sy. No. 25P, Vanasthali Hills, Tattannaram (V), Hayathnagar, Abdullapurmet (M), R.R. Dist-501 505.
(This part is to be filled up by the District Education Officer after verifying all supporting documents and certificates in original and visiting the school)		
File No. <u>07/AS/2021</u> Date of <u>07/11/2021</u> Issuance.....		
1	This is to certify that the information above, provided by the school has been verified on the basis of all supporting documents and certificates and visiting the school and the information has been found correct	
2	Is the school recommended for extension/ upgradation of affiliation	YES/ NO Extension/ Upgradation
Signature Name and stamp of Issuing D.E.O (DISTRICT EDUCATION OFFICER)/EQUIVALENT OFFICER FROM EDUCATION ADMINISTRATION AT DISTRICT LEVEL NAME OF DISTRICT: _____		


 District Educational Officer
 Ranga Reddy District, Hyd


 PRINCIPAL
 UNICENT SCHOOL
 Sy.No. 25P, Vanasthali Hills
 Tattannaram Village,
 Hayathnagar Mandal, R.R.Dist-501 505
 Ph: 040-30261815 '16 7 '18



**OFFICE OF THE DISTRICT MEDICAL & HEALTH OFFICER
RANGA REDDY DISTRICT, HYD.**

Rc. No. 4613 /D&O/DM&HO/RR

Dated : 15.11.2022

SANITARY CERTIFICATE

I hereby declared that Health Inspector inspected the M/s Unicent School, Located at Sy.No-25P, Vanasthalihills, Thattiannaram (V), Abdullapur (M), Ranga Reddy District. Building premises and the accommodation provided for each of the several classes is sufficient for the maximum number of Pupils taught therein, and is properly ventilated and lighted, that the building is maintained is substantial repairs, that is neat and clean, that the urinals & latrines arrangements are adequate and satisfactory that the supply of drinking water is wholesome, and that in all other necessary respects the Hygienic and sanitation is good for the Academic year 2022-2023.

This certificate should be got renewed starting of every academic year by applying to the District Medical & Health Officer, R.R.District.

Place

Date : 15.11.2022



District Medical & Health Officer
R.R. District.

At Shivarampally, Rajendra Nagar, Hyderabad, Telangana State.